

Stabilisation of Clayey Soil with Shredded Tyre using Lime

Sumit Kumar, M. K. Mishra, J. P. Singh



Abstract: This research work has been done mainly on the compaction characteristic (OMC-MDD, UCS) and strength properties (CBR Values) of expensive soils such as clayey soil. The engineering strength properties of expensive soils (clayey soil) such as compaction characteristics and bearing capacity can be improved by stabilization process of the soil. These properties can be improved by controlled compaction using the mechanical equipment's or by addition of suitable admixtures like cement, fly ash, lime or by reinforcing the soil with shredded tyre, crumb rubber, plastic waste etc. But in recent years, tyre chips and lime are used very widely for stabilizing the soil, because these are economical than the other admixtures and are abundantly available in the market, so in this work lime treated shredded tyre has been used to improve the various strength properties of natural soil. Lime has been used as a binding material and also used for the treatment of the shredded tyre to make the tyre surface rougher. The objective of this work is to investigate the strength properties of natural clayey soil reinforced with different percentages of lime treated shredded tyre taken by the weight of natural soil and fixed percentage of lime as a binding material. A series of Standard Proctor Tests, Unconfined Compressive strength (UCS) tests and California Bearing Ratio (CBR) tests are being conducted on both the natural soil and reinforced soil with varying percentages of lime treated shredded Tyre (4%, 8%, 12% and 16%) by weight of natural soil and fixed percentage of Lime (10%). The value of MDD increases from 1.75g/cc to 1.93g/cc at 12% of tyre and 10% of lime, the value of UCS also increases from 3.35kg/cm² to 5.63kg/cm² at 12% of tyre and 10% of lime and the CBR value will also increase from 3.89% to 10.65% at 12% of shredded tyre and 10% of lime.

Keywords: Lime, Shredded tyre, Clayey Soil, MDD UCS, CBR Values

I. INTRODUCTION

Soil stabilization refers to the process of changing soil properties to improve strength and durability of soil. There are many techniques for soil stabilization, including compaction, dewatering and by adding some reinforcement materials like shredded tire and lime to the soil. Stability of soil is our main concern before constructing any type of structure. As we know that the load of any structure is transferred to the soil and it is distributed over the soil particles. The prime objective of soil stabilization is to improve the California Bearing Ratio of in-situ soil and to increase the load carrying capacity of soil. In the present investigation, shredded tyre from waste tyre has been chosen as the reinforcement material because it can improve the

bearing capacity of soil to a large extent and is available in the market at very low cost also its bad impact on environment can be reduced when we use it in the soil stabilization. This thesis present the effect of lime treated shredded tyre on engineering properties of the clayey soil. Soil engineering tests like OMC-MDD, UCS and CBR test were conducted on natural soil and soil-lime-shredded tyre mixture.

II. MATERIALS USED

The materials used for the stabilization of soil are given in the following table.

Table-1 Materials used

S.N.	Name of Material	Source of Material
1	Soil	BIT, Sindri Campus
2	Shredded tyre	Ashok Traders Mumbai
3	Lime	Local Market
4	Distilled Water	

A. SOIL

The Soil sample used in this study has been taken from the BIT Sindri Campus to a depth of 2 to 4 feet below the ground surface by open excavation.

Table-2 Properties of natural soil

S.N.	Parameters	Values
1.	Specific Gravity	2.56
2.	Liquid Limit	39.30%
3.	Plastic Limit	20.95%
4.	Shrinkage limit	15.21%
5.	Plasticity index	18.35%
6.	Shrinkage index	5.74%
7.	OMC	16.13%
8.	MDD	1.750 g/cc
9.	UCS	3.35 kg/cm ²
10.	Soaked CBR	2.01%
11.	Un-soaked CBR	4.09%
12.	Percentage finer than 75 micron (clay +silt)	64.7%
13.	Percentage of Clay	14.85%

B. Shredded Tyre

Shredded tyre is very thin pieces of scrap tyres which are being produced and accumulated in large volumes causing an increasing threat to the environment. In order to eliminate the negative effect of these depositions and in terms of sustainable development there is great interest in the recycling of these non hazardous solid wastes. Tire wastes can be used light weight material either in the form of powder, chips, shredded and as a whole. Many works regarding the use of scrap tires in geotechnical application have been done especially as embankment materials.

Revised Manuscript Received on March, 28 2020.

* Correspondence Author

Sumit Kumar*, Research Scholar, Department of Civil Engineering, BIT Sindri, Dhanbad, India

M.K. Mishra, Assistant Professor, Department of Chemistry, BIT Sindri, Dhanbad, India

J.P. Singh, Associate Professor, Department of Civil Engineering, BIT Sindri, Dhanbad, India

© The Authors. Published by Blue Eyes Intelligence Engineering and Sciences Publication (BEIESP). This is an open access article under the CC BY-NC-ND license (<http://creativecommons.org/licenses/by-nc-nd/4.0/>)

Stabilisation of Clayey Soil with Shredded Tyre using Lime

The reuse application for tire is removing of metal reinforcing and shredding until the desired materials are achieved.

C. Lime

Lime is the burned byproduct of limestone. Lime is the oldest developed material used for construction works; it is being used by human for more than 2000 years. Also, Lime has been used by Romans for road construction. Stabilization of soils with lime is widely used in various construction works such as foundation base, highways, railways, airports, embankments, slope protection, canal lining etc. Lime is used vastly for stabilizing soil as it is economic, easy construction as well as technology is simple that gives an attraction for the engineers.

III. SAMPLE PREPARATION

3.1. Treatment of shredded tyre with lime

First of all the shredded tyre average size 25x20mm has been immersed in the lime (2% by weight of tyre) water solution for 5 days, after 5 days the shredded tyre has been kept out from the solution and washed properly and spread on the floor for 2 to 3 days for drying. It was found that the surface of tyre get rougher than the earlier untreated tyre. Due to which the bonding of tyre and soil has been improved and the load carrying capacity of soil increases up to a remarkable point.

3.2. Sample preparation for testing of soil

The natural soil has been replaced by varying percentage of lime treated shredded tyre (4%,8%,12%,16%) by weight and fixed percentage of lime (10%) as given below in the table.

Table-3 Sample preparation

S.NO.	Sample Id	Composition by Weight
1	S100L0T0	100% Soil 0% Lime 0% Tyre
2	S86L10T4	86% Soil 10% Lime 4% Tyre
3	S82L10T8	82% Soil 10% Lime 8% Tyre
4	S78L10T12	78% Soil 10% Lime 12% Tyre
5	S74L10T16	74% Soil 10% Lime 16% Tyre

IV. EXPERIMENTAL SECTION

A series of laboratory tests were performed on both natural soils and reinforced soil with shredded tyre and lime. The list of experiments conducted in the laboratory as per IS codes are given below.

4.1. Standard Proctor Test

From the standard proctor compaction test, percentage of water content and maximum dry density relationship of the given soil reinforced with different percentages of lime treated shredded tyre (4%, 8%, 12% and 16%) and mixed with lime at a fixed percentage of 10% is obtained. A series of Standard Proctor Compaction Tests are performed on reinforced soil with shredded tyre and lime as per (IS-2720 Part-VII) code procedure. Shredded Tyre, lime and natural soil are mixed thoroughly until the mix becomes uniform and homogeneous. As per Standard Proctor Compaction Test procedure, reinforced soil sample is filled in the compaction mould by three equal layers and each layer is being given with 25 blows of 2.6 kg hammer from height of

30 cm. The test as per the mentioned procedure is performed for all reinforced soil specimens containing different percentages of shredded tyre and fixed percentage of lime.

4.2. Unconfined Compressive Strength Test

This is a special case of the tri-axial test in which confining or cell pressure is zero. This test is an untrained test or quick test and is often used to determine the in situ strength of soft, saturated fine grained soil deposits. The test was carried out on clayey soil as per procedure given in IS: 2720 Part 10-1991. UCS test was done using unconfined compression testing machine.

4.3. California Bearing Ratio (CBR) Test

CBR is a penetration test for evaluation of the bearing capacity of natural soil, sub-grades and base courses beneath new carriage way. CBR values are usually calculated for penetration of 2.5 and 5.0 mm. Corresponding to the penetration value at which the CBR values is desired, corrected load value shall be taken from the load penetration curve and the CBR value is calculated. CBR test was carried out as per procedure given in IS: 2720 Part 16-1987. The soaked and un-soaked CBR test has been done on the natural and reinforced soil sample. At first, required quantity of shredded tyre and lime are blended with 5kg of dry natural soil. After adding tyre and lime, they are mixed thoroughly until homogeneous mix and uniformity is obtained. After reinforced soil sample is prepared, the sample is filled in the CBR mould with three equal layers and each layer is being given by 56 numbers of blows by a 2.6kg rammer for light static compaction. Load required for penetrating the piston through the reinforced soil sample up to 10mm penetration depths is recorded. From the loads obtained, CBR values for all reinforced soil samples are determined and the results are presented in Results and Discussion section.

V. RESULT AND DISCUSSION

5.1. Test Results of Stabilized Soil

Results for reinforced soil sample with varying percentages of lime treated shredded tyre (LTST) (4%, 8%, 12% and 16%) by weight and constant percentage of lime (10%) are presented in details. A series of standard proctor compaction tests, unconfined compressive strength test and California bearing ratio test are performed on reinforced soil with varying percentages of lime treated shredded tyre and constant percentage of lime and the corresponding results are shown below in tabulated form.

5.1.1. Standard Proctor Test

Table-4 Test Result of OMC-MDD of reinforced soil

Nomenclature	Soil (%)	Lime fixed (%)	LTST (%)	OMC (%)	MDD (g/cc)
--------------	----------	----------------	----------	---------	------------

S100L0T0	100	0	0	16.13	1.75
S86L10T4	86	10	4	17.83	1.83
S82L10T8	82		8	18.09	1.85
S78L10T12	78		12	18.89	1.93
S74L10T16	74		16	19.78	1.79

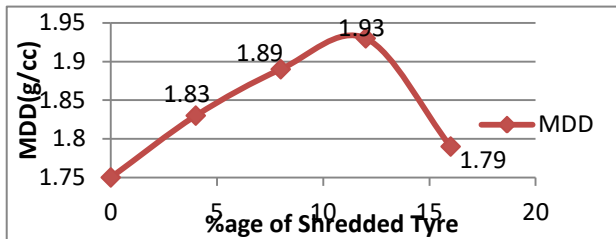


Fig- 1 Variation of MDD with different %age of shredded tyre

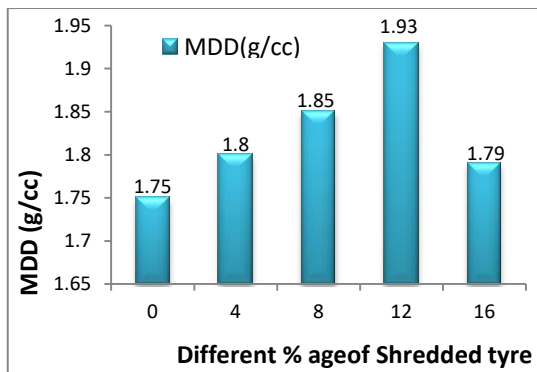


Fig-2 Bar chart variation of MDD with different %age of shredded tyre

Based on the data in Table 4 and from Fig.1&2 from the standard proctor test, it is find out that Maximum Dry Density (MDD) of natural soil is observed to be 1.75g/cc and is being increased to 1.93g/cc with increment of about 10.28% compared to MDD of natural soil at 12% of shredded tyre and 10% of lime.

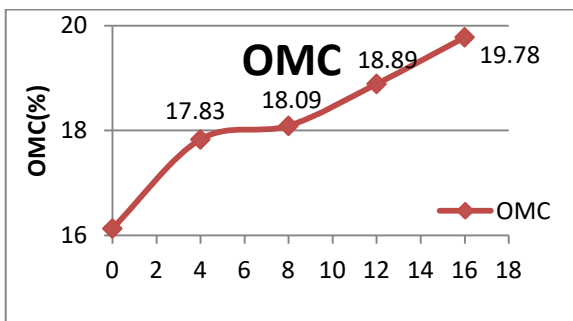


Fig-3 Variation of OMC with different %age of shredded tyre

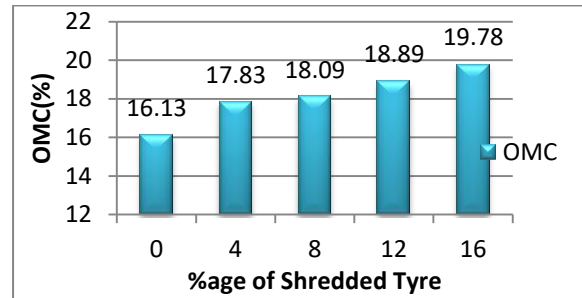


Fig.-4 Bar chart variation of OMC with different %age of shredded tyre

From the above figure we find out the OMC of natural soil is 16.13% and after mixing the shredded tyre (12%) and lime (10%) the OMC value changed to 18.89% .

5.1.2 Unconfined compressive strength (UCS) test

The results obtained from laboratory tests for UCS mixed with different percentage of shredded tyre and fix percentage of lime has been tabulated below.

Table-5 UCS Test results of reinforced soil

Nomenclature	Soil (%)	Fixed Lime (%)	LTST (%)	UCS (kg/cm ²)
SL0T0	100.00	0	0	3.35
SL10T4	86	10	4	4.27
SL10T8	82		8	4.98
SL10T12	78		12	5.63
SL10T16	74		16	4.17

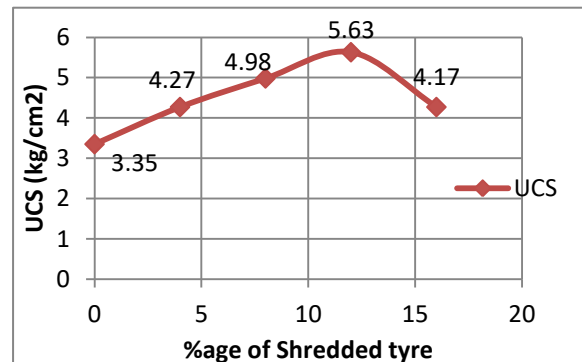


Fig-5 Variation of UCS with different %age of shredded tyre

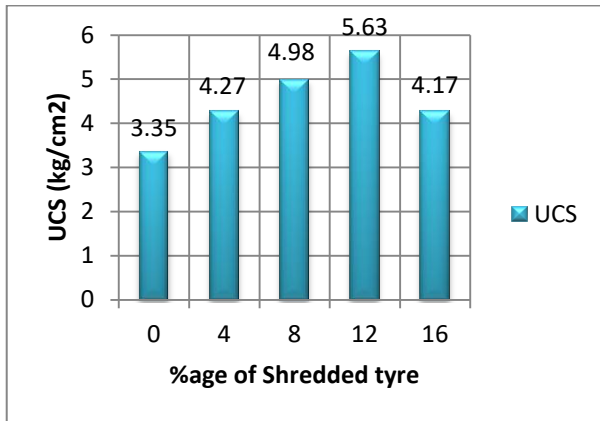


Fig-6 Bar Chart variation of UCS with different %age of shredded tyre

With addition of lime treated shredded tyre in soil, the value of UCS increases from 3.35kg/cm² to 5.63 kg/cm² up to 12% addition of shredded tyre, beyond that the value of UCS decreases as shown above in figure 5&6.

5.1.3 California Bearing Ratio (CBR) Test

Un-soaked CBR

A series of un-soaked California Bearing Ratio Tests are conducted on natural soil reinforced with varying percentages of shredded tyre (4%, 8%, 12% and 16%) and Constant percentage of lime (10%). CBR value with different percentage of shredded tyre under un-soaked condition is tabulated below.

Table-6 Un-soaked CBR test result of reinforced soil

Nomenclature	Soil (%)	Fixed Lime (%)	LTST (%)	Un-soaked CBR (%)
SL0T0	100	0	0	3.89
SL10T4	86	10	4	5.69
SL10T8	82		8	7.94
SL10T12	78		12	10.65
SL10T16	74		16	8.47

Based on the data from the California bearing ratio tests as presented in Table 6, it is inferred that CBR value for natural soil is observed to be 3.89% and is increased to 5.69% with an increment of about 46.27% for 4% tyre chips and constant 10% lime. CBR value is further increased to 7.94% for 8% tyre chips and 10% lime with an increment of about 104.1% comparing with CBR value of natural soil. If the percentage of shredded tyre is further increased to 12% then the CBR value also increased to 10.65% with an increment of about 173.8% compared to natural soil. With further increase in percentage of tyre chips to 16%, CBR value is decreased. It is clearly observed that, addition of tyre chips and lime to the soil increases CBR value (As shown in Fig 7). This implies thickness of sub grade can be reduced with the addition of shredded tyre and lime. The reduction in pavement thickness directly implies the reduction in cost of the construction of pavement. Increase in CBR value for reinforced soil with increase of shredded

tyre and lime is due to the fact that, the void space in the soil mass is filled up with tyre chips and lime and it offers higher resistance to the applied load due rebound nature of tyre.

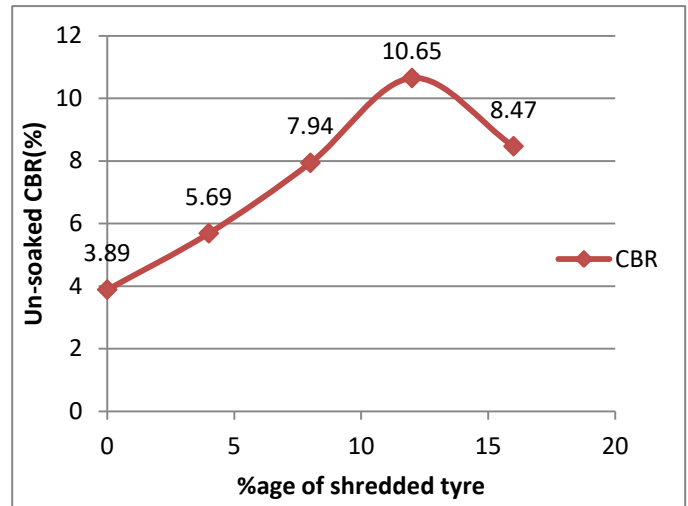


Fig- 7 Variation of Un-soaked CBR with different %age of shredded tyre

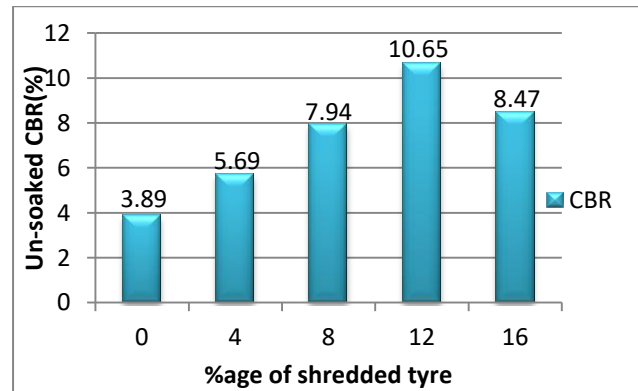


Fig- 8 Bar chart variation of Un-soaked CBR with different %age of shredded tyre Soaked CBR test

The value of CBR Test results in soaked Condition with different percentage of shredded tyre, obtained from experiments have been tabulated as

Table-7 Soaked CBR test result

Nomenclature	Soil (%)	Fixed lime (%)	Tyre (%)	Soaked CBR (%)
SL0T0	100	0	0	1.93
SL10T4	86	10	4	3.37
SL10T8	82		8	4.63
SL10T12	78		12	6.84
SL10T16	74		16	3.48

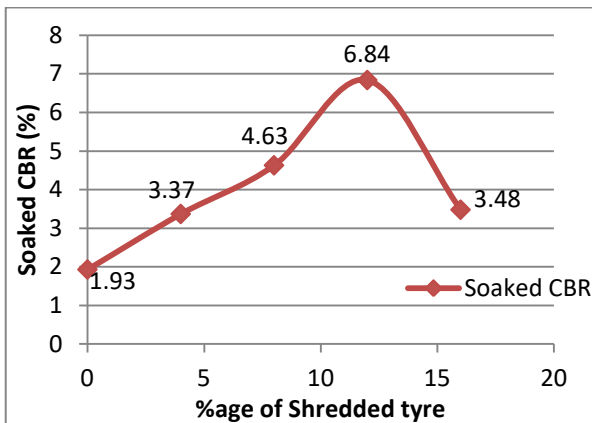


Fig-9 Variation of soaked CBR With different %age of shredded tyre

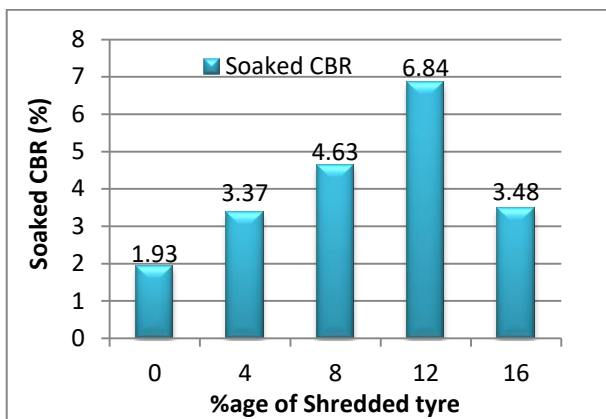
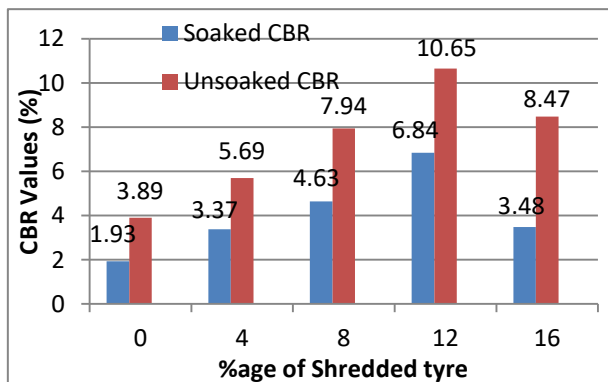


Fig-9 Bar chart variation of soaked CBR with different %age of shredded tyre

With addition of shredded tyre the value of soaked CBR increases from 1.93% to 6.84% up to 12% addition of shredded tyre and constant percentage of lime (10%) beyond that the value of soaked CBR value decreases as shown above in bar chart.



5.1.4. Comparison of Soaked and Un-soaked CBR test results

VI. CONCLUSIONS

As per the data and results obtained from the experimental work on soil stability investigation with shredded tyre using lime of clayey soils with different percentages of shredded tyre i.e. (4%, 8%, 12% and 16%) and fixed percentage of lime i.e. (10%), the following conclusions can be drawn in the aspect of strength properties due to application of shredded tyre and lime as a reinforcing and binding material respectively for the natural soil.

Based on the results and discussions from the standard proctor test, it can be stated that with increase in percentage of shredded tyre and fixed percentage of lime, the compaction parameters (MDD, OMC) are also increased. From the above data, the maximum dry densities are found to be 1.80 g/cc for 4%, 1.85 g/cc for 8%, 1.93 g/cc for 12% and 1.79g/cc for 16% of shredded tyre and fixed percentage of lime(10%). This shows an increasing trend in MDD up to 12% of shredded tyre. It is also observed that there is a decreasing trend in OMC with increase in percentage of shredded tyre and constant lime percentage. So it is concluded that for effective soil stabilization 12% shredded tyre and 10% lime gives better results.

Based on UCS test result and discussions the value of unconfined compressive strength has increased from 3.35 kg/cm² to 5.63 kg/cm² corresponding to 12% of shredded tyre and 10% of lime.

Based on Un-soaked CBR test results and discussions, it is observed that addition of shredded tyre and lime as stabilizing agent for clayey soils produces significant increase in CBR value. It is concluded that, with increase in shredded tyre and for constant lime percentage, the CBR values are also increased considerably and un-soaked CBR value is found to be maximum 10.65% for 12% shredded tyre.

Based on soaked CBR test results and discussions, it is observed that addition of shredded tyre and lime as stabilizing agent for clayey soils produces significant increase in CBR value and soaked CBR value is found to be maximum 6.84% for 12% shredded tyre.

From the above discussions, it is concluded that addition of shredded tyre and lime to the clayey soil there is considerable effect on the compaction parameters and bearing capacity of the soil. It is also concluded that, expensive methods for stabilization of soils such as with cement, fly ash etc. can be replaced together with shredded tyre and lime as an alternative method to improve the weak clayey soil properties. Shredded Tyre and lime can be used for stabilization of embankments, pavement sub-grade and other fields of civil engineering as per needs for clayey soil

REFERENCES

1. J Foosse and J Bosscher, Sand Reinforced with shredded waste Tires. Journals of Geotechnical Engineering, Vol.122, Issue08, pp760-767, 1996.
2. Hunphrey, "Civil engineering applications of tire shreds". Proceedings of the Tire Industry Conference , Vol.7 , Issue 05, pp1–16, 1999.
3. Ayothiraman and Meena, "Improvement of Sub grade soil with shredded waste tyre chips". Proceedings of Indian Geotechnical Conference, Vol. 15, Issue 17, pp 365-368, 2011.
4. Hambirao and Rakaraddi, "Soil Stabilization Using Waste Shredded Rubber Tire Chips". Journal of Mechanical and Civil Engineering, Vol.11, Issue 01, pp 20-27, 2014.
5. Prasad and Ravichandran, "Study on effect of crumb rubber on behavior of soil". International journal of geometrics and geosciences, Vol.04, Issue 03, pp 579-584, 2014.
6. Firat and Karabash, "Stabilization of clay using tyre buffings and lime". Road materials and pavement design, Vol.15 , Issue 04, pp 872-891, 2014.
7. Umarjan and Sonthawal, Soil stabilization using shredded rubber tyre. International Research Journal of Engineering and Technology, Vol.02 , Issue 09 , pp 741-744 ,2015.

8. Gurjeet and Arvind, "Effect of Tire Properties on Strength behaviour of Soil Reinforced with Tire Chips". Journal of Civil Engineering and Environmental Technology. Vol.03, Issue 01, pp 8-11 2016.
9. Kaushik and Mahato, "Soil improvement by waste rubber tyre". International Research Journal of Engineering and Technology, Vol.04 ,Issue 07, pp 458-469, 2017.
10. Satyam gupta and Yash gupta, "A Review Study on Stabilization of soil by waste tyre rubber". International Research Journal of Engineering and Technology, Vol.04, Issue 04, pp 1438-1441, 2017
11. IS: 2720-Part 4-1985, Bureau of Indian Standards New Delhi, January (1986). Laboratory method for Grain Size Analysis.
12. IS: 2720-Part 5-1985, Bureau of Indian Standards New Delhi, August (1985). Laboratory method for determination of LL and PL of soil .
13. IS: 2720-Part 7-1980, Bureau of Indian Standards New Delhi, December (1980). Laboratory method for Standard proctor test.
14. IS: 2720-Part 16-1987, Bureau of Indian Standards New Delhi, May (1988). Laboratory Determination of CBR Value.
15. IS: 2720-Part 3-1980, Bureau of Indian Standards New Delhi, Feb (1981). Determination of Specific Gravity of Soil Solids.

AUTHOR PROFILE



Dr Manoj Kumar Mishra is currently working as Assistant Professor (AGP8000) in the Department of Chemistry, BIT Sindri (under Ministry of Higher, Technical Education, Skill Development, Government of Jharkhand) Dhanbad PIN 828123. He had his Ph.D in Chemistry from IIT –ISM, Dhanbad. He is professional member of ISTE, Indian Science

Congress, ISCB, Institution of Chemist (India), Indian Council of Chemist etc He had supervised Ph.D and M.Tech students. He is Reviewer of the Journals .His major field of research includes Polymer, Coordination Chemistry, Environmental Chemistry, RCC material, Soil Stabilisation, Renewal Energy. He has to his credit, over 40 publication in National and International Journals.